

Belfast Area Outcomes Group

Early Years and Early Intervention Subgroup of Belfast Strategic Partnership

Strengthening Partnerships

Lesley Walker Co-Director BHSC Chair of Belfast Area Outcomes Group

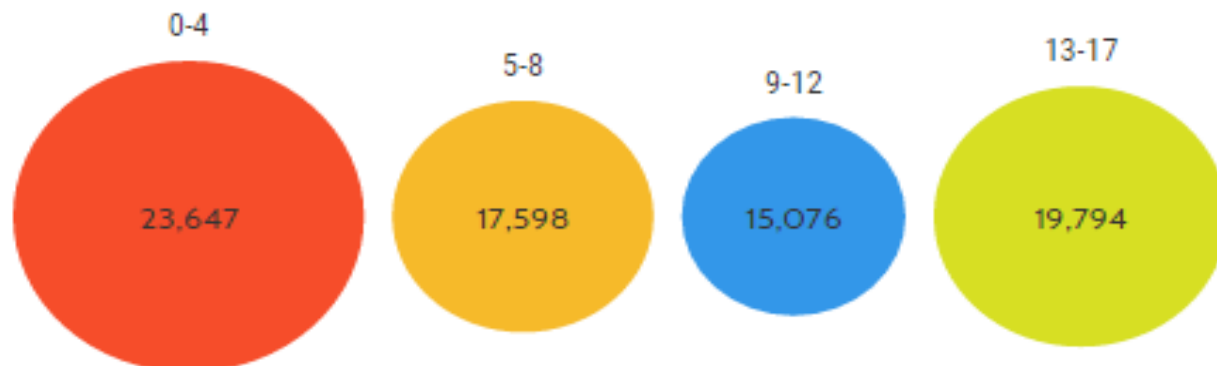
Jackie Redpath – Belfast Strategic Partnership

Una Casey - CYPSP



Population of Children and Young People

2015 Mid-Year Population Estimates



**The total population of Children and young people is 76,115
This is 21.5% of the total population of Belfast Trust Area**

Belfast Agenda – *“Belfast City is one of the youngest cities in Europe - young people up to the age of 21, make up nearly a third of our population, while a fifth of the city is under 15 years old.”*

Belfast Agenda

Priorities 2017-2021



Our Structures



Membership Belfast Area Outcomes Group

Statutory Sector

**Belfast Health &
Social Trust**

**Health & Social Care
Board**

Public Health Agency

Police Service NI

**Education Authority
NI**

Housing Executive NI

Belfast City Council

**Youth Justice
Agency**

**4 Representatives
for the Voluntary
Sector**

**4 Representatives of
the Community
Sector**

**2 representatives of
the BME Sector**

Links to Other Partnerships

**Belfast Strategic
Partnership**

**Local Commissioning
Group**

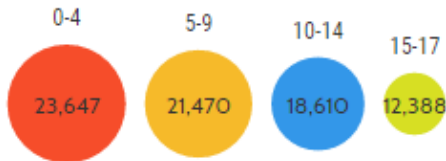
**Belfast Childcare
Partnership**

**Community Rep for
Belfast on CYPSP**

Baseline Information for Belfast Area Outcomes Group

For a full a set of statistics at Outcomes Group level, locality area and ward level please go to www.cypsp.org

Mid-Year Population Estimates 2015



21.5% of total population of Belfast is Children & Young People Under 18

 **6% of All Children have a DISABILITY**

*this is a prevalence rate due to the lack of robust data for children with disabilities

LOW SCHOOL ATTENDANCE

Primary School
DECREASED
(2010/11-2015/16)



Post-Primary School
DECREASED
(2010/11-2015/16)




Both **ABOVE** NI average

Child Victims of Domestic Violence (Rate per 1,000) has

 **INCREASED**
2010/11 - 2.9
2014/15 - 4.3

ABOVE the NI average

 Low Birth Rate (Below 5.5lbs) has **INCREASED**

2010/11 - 66.7 per 1000 live births
2015/16 - 71.3 per 1000 live births
HIGHEST in NI

KEY STAGE ONE ENGLISH

level 2 or Above
(age 7/8)

DECREASED



KEY STAGE ONE MATHS

level 2 or Above

DECREASED



INCREASE
in the Percentage of
Primary Pupils with English as an Additional Language

2010/11 - 4.4%
2015/16 - 6.7%
(NI Average 5.2%)

The Percentage of
MOTHERS SMOKING DURING PREGNANCY

has
DECREASED




HIGHEST in NI



INCREASE
in

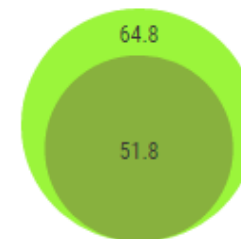
School Leavers gaining 5+ GCSEs (Or Equivalent)

Including Maths and English
(Between 2010 and 2015
(NI Average - 66%))



ANTI-SOCIAL BEHAVIOUR

has
DECREASED



(Rate per 1,000)



BREASTFEEDING AT DISCHARGE

has
DECREASED

2010/11 - 46%
2015/16 - 45%
(NI average 45.5%)

Percentage of
Births to Mothers Under 20 Year
has **DECREASED**



2010 - 6.3%
2015 - 5.1%

HIGHEST in NI



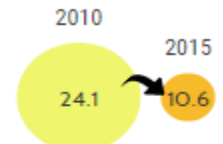
The Percentage of
3-5 year olds REGISTERED with a DENTIST

has
INCREASE



(NI Average - 73.9%)

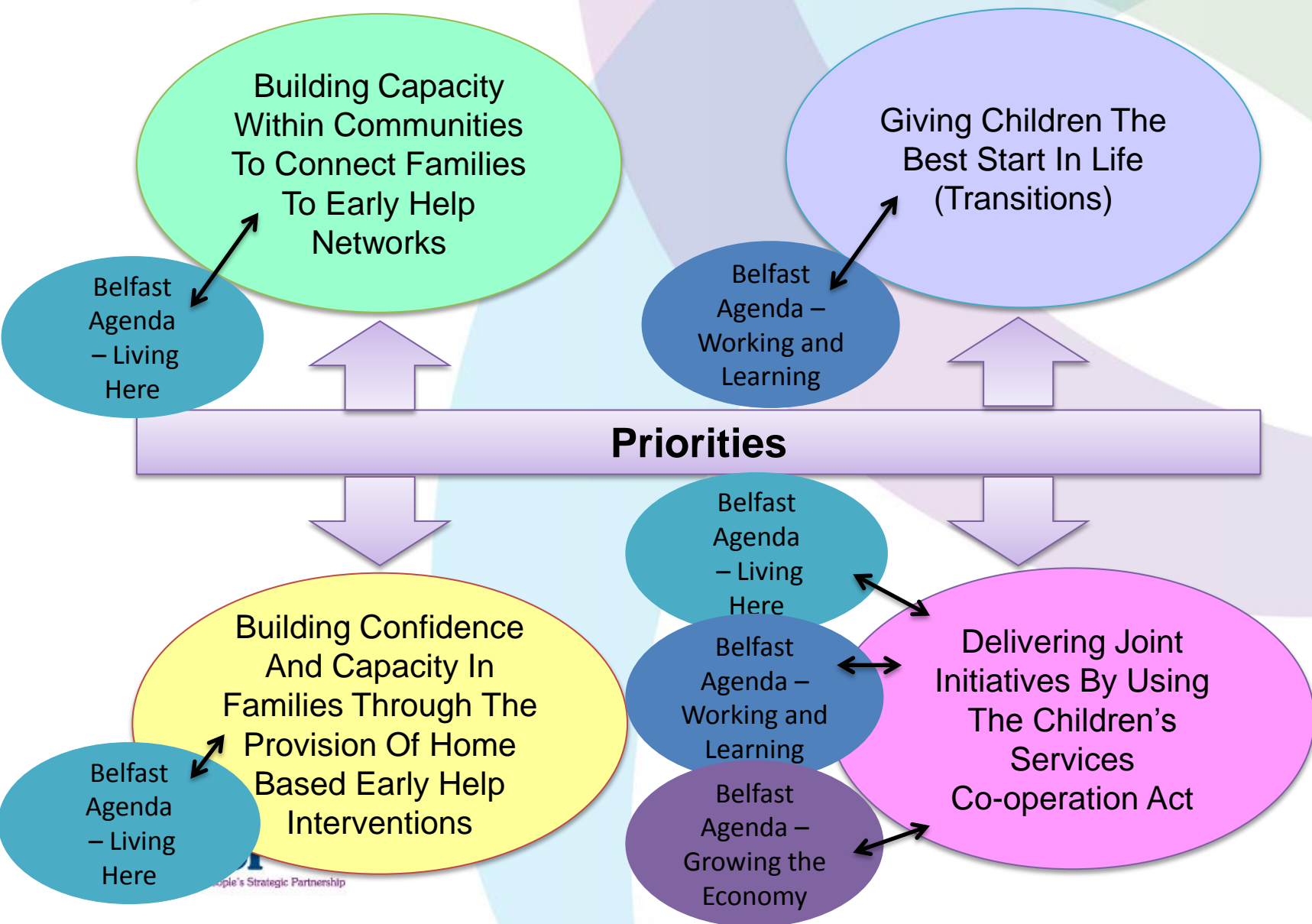
DECREASE
in
ADMISSIONS TO HOSPITAL due to SELF-HARM



(Rates per 10,000)

Belfast Area Outcomes Group Action Plan 2017-2020

Helping Connect Children, Young People and Families to Local Support



Underpinning Principles:

- **Support Needs Based Planning:**

Belfast Area Outcomes Group aims to improve the ability of the Locality Planning structures to develop responses that better identify the needs of children young people and families living within the catchment of Belfast Area Outcomes Group

- **Enabling Needs Led Commissioning:**


Belfast Area Outcomes Group will use the needs identified through the Family Support Hub network and the Locality Planning structures to enable critical reflection and discussions across the commissioning agencies represented on the Outcomes Group to ensure commissioning processes produce services to better meet the needs of children young people and families in Belfast

- **Facilitate Service Delivery**

Belfast Area Outcomes Group will use work undertaken in terms of both planning and commissioning to promote improvements in the design and linkages between commissioned services and the needs of the Children and Families they are designed to help meet


Priority 3: Building Confidence and Capacity in Families through the Provision of Home Based Early Help Interventions

Outcomes	Partner O/G Agencies With Inputs	Relevant Outcomes/Indicators
<ul style="list-style-type: none"> Increase the numbers of families that receive practical support in the family home. Increase the number of families who move onto engaging with other agencies following the provision of practical home based support packages Establishment of a home-visiting services practitioner's forum to share best practice and to build skills and capacity in this sector. Increase the availability and take up of volunteering opportunities across existing early help networks. 	Community and Voluntary Sectors Outcomes Group PHA HSCB BCC BHSC DfC WSN Big Lottery Children in Need	<u>PFG Indicators</u> 28. Increase Confidence and Capacity of people and communities (Outcomes 1,3,4,5) 15. Improve Child Development 10. Improve mental health <u>Belfast Agenda</u> 1.5. Reduce the proportion of people living in relative poverty 4.7. Increase the number of people rank themselves as having high levels of well-being 4.11. Increase the proportion of the population volunteering <u>Children and Young People's Strategy (2017-2027)</u> (6) 2 Increased self-efficacy scores

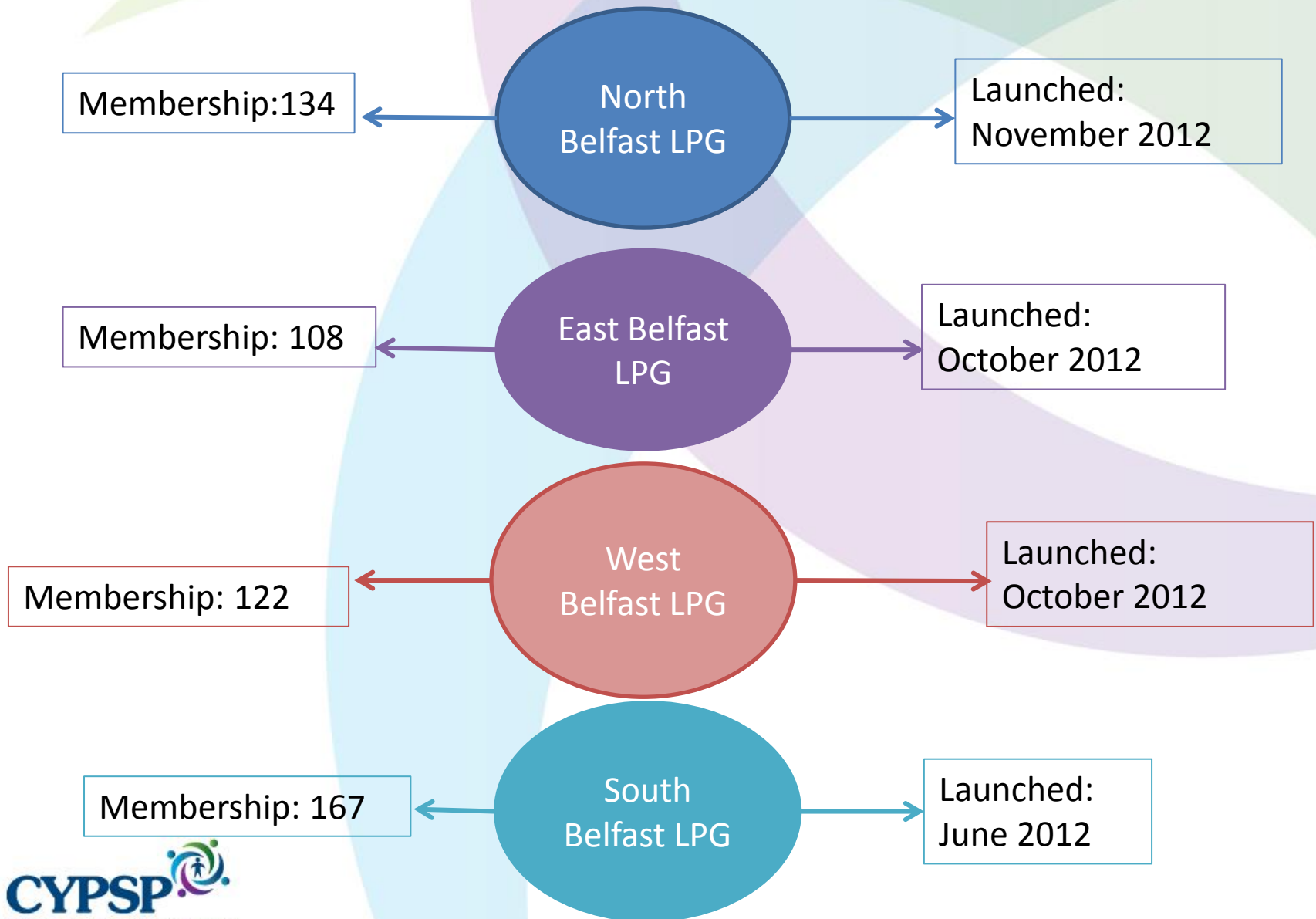
Supporting Needs Based Planning	Enabling Needs Led Commissioning	Facilitating Service Delivery
Promote the sharing of best practice and further develop skills and capacity across organisations delivering home based initiatives in Belfast. 	Facilitate alignment between commissioning agencies. Promote connectivity between established programmes and families who require initial support in family home to build confidence.	Promote the capacity of Locality Planning Groups to focus existing spend to improve pathways for families to services. Developing home based supports that lead to improved take up rates in other services.

Priority 4: Delivering Joint Initiatives by using the Children's Services Co-Operation Act

Outcomes	Partner O/G Agencies With Inputs	Relevant Outcomes/Indicators
<p>BAOG will use the CSCA mechanisms to deliver at least two practical examples of joint commissioning in Belfast. These will be drawn from the headings below:</p> <ol style="list-style-type: none"> 1. Improving Emotional Health Well Being and Resilience of CYP and their families 2. CYP at risk of contact with PSNI 3. CYP engaging in appropriate play opportunities 4. Supporting families with C&YP who present with Social Emotional Behavioural or Social communication difficulties, not in receipt of statutory services 5. Young People and post second level training frameworks 6. Embedding training such as the Solihull approach more organically across BAOG members 	<p>BAOG membership Community and Voluntary Sectors</p>	<p><u>PFG Indicators</u></p> <p>28. Increase Confidence and Capacity of people and communities (Outcomes 1,3,4,5)</p> <p>19. Reduce poverty poverty (Outcomes 1,3,4,5,6,7,8,10,13,14)</p> <p>2. Reduce health inequality (Outcomes 2,3,4,8,13)</p> <p><u>Belfast Agenda</u></p> <p>1.2. Investment in Belfast</p> <p><u>Children and Young People's Strategy (2017-2027)</u></p> <p>3. Reduce the proportion of CYP with GHQ 12 score of 4 or more</p> <p>Increase Self efficacy.</p>

Supporting Needs Based Planning	Enabling Needs Led Commissioning	Facilitating Service Delivery
<p>BAOG members will work on the needs identified by both Locality Planning and the Family Support Hub Network to identify potential areas where project funding using a budget pooling model make sense</p> 	<p>Based on the planning information from Family Support Hubs and LPG's, Outcomes members commissioning will identify projects of an appropriate nature and scale that pooled funding models could support and work to commission the same.</p>	<p>By 2020 there will be two jointly funded projects drawn from the above headings delivering supports to families in BAOG area</p>

Locality Planning Groups in Belfast



Locality Planning Groups

- **Neighbourhood / Locality**
- **Understand Need**
- **Understand Assets**
- **Identify Gaps**
- **Improving Outcomes For Children And Young People**
- **Develop Shared Information, Knowledge Base And Expertise About The Local Area**
- **Identifying Opportunities To Improve Outcomes For Children And Young People By Working Better Together**
- **Build A Commitment To Early Intervention**

Referrals to
Family
Support Hub

Locality
Planning
Group

Outcomes
Group

Commissioned
Services

East Belfast

North Belfast

West Belfast

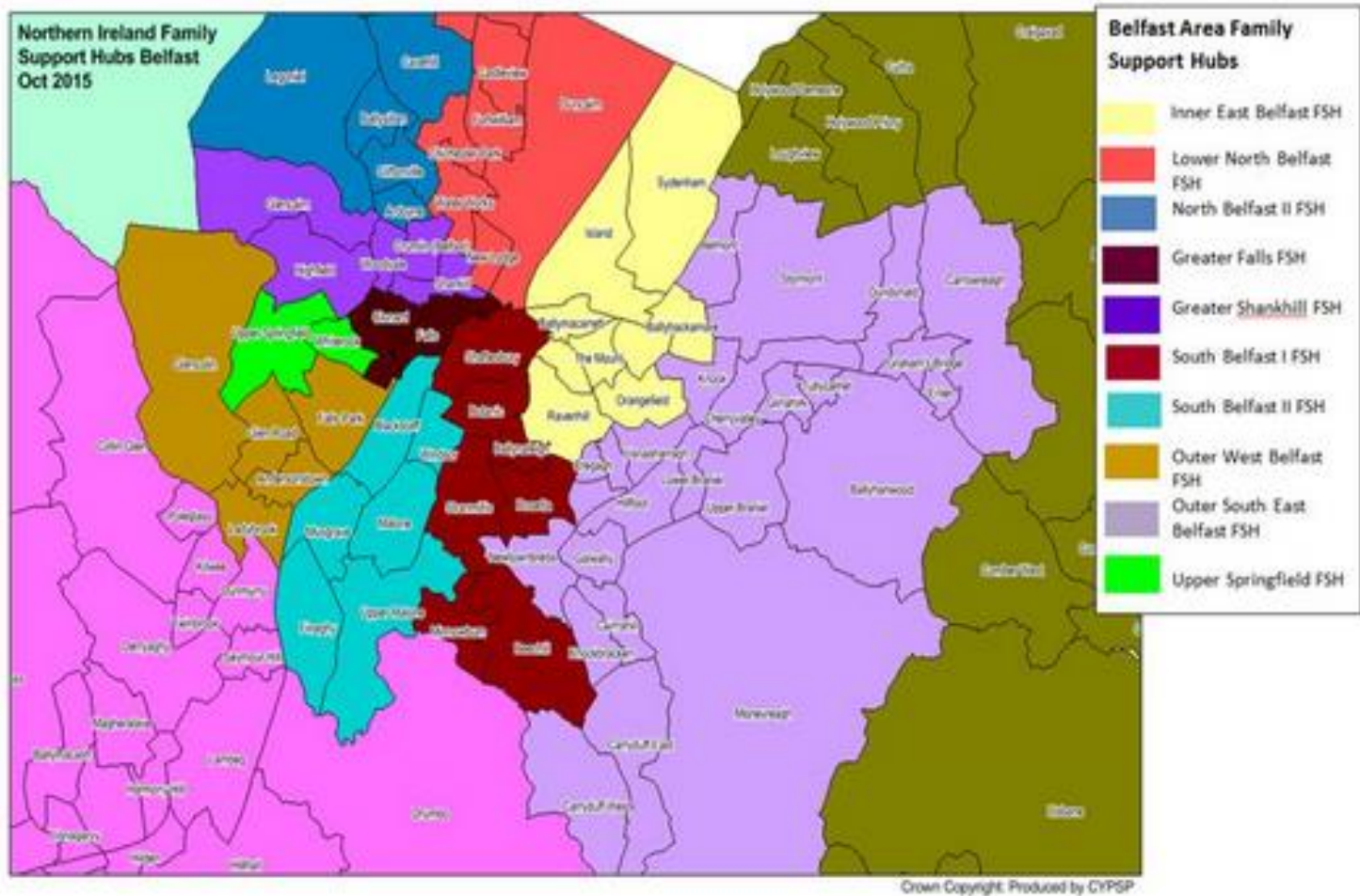
South Belfast

Early Intervention and Family Support Hubs

Belfast Agenda...

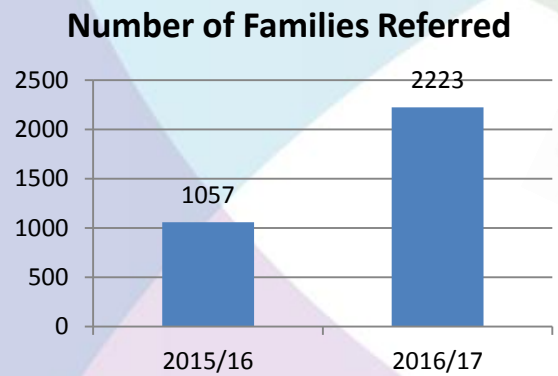
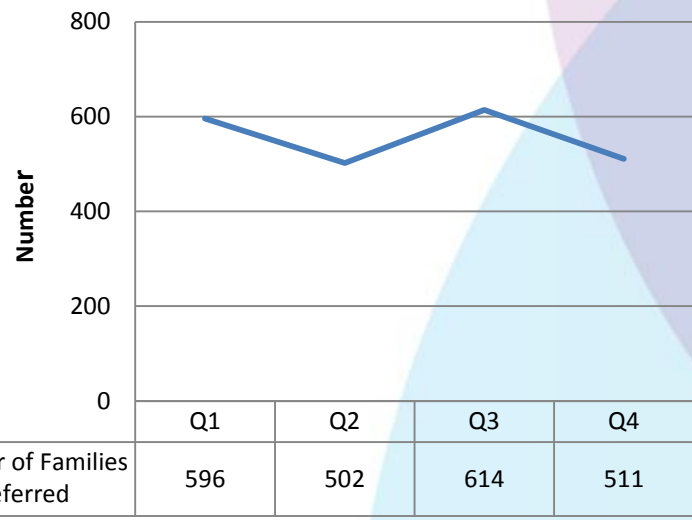
“Design and deliver a fully integrated, inter-agency approach to early intervention, including early years support and family programmes. Building on the work already done by the Executive and partners we will work together to ensure we see the whole picture of a child’s development so that they have the continual support they need to reach their potential. We will encourage a focus on support for families in the city through an integrated family early intervention programme. Our aim is for an integrated service provision to support families facing challenges, maximising the impact of the city’s ten Family Support Hubs”.

Family Support Hubs in Belfast

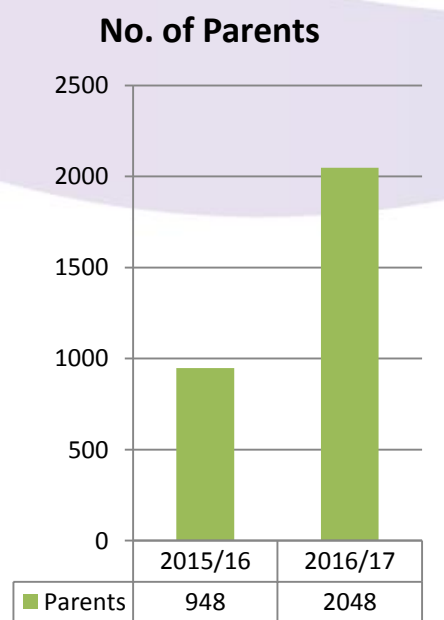
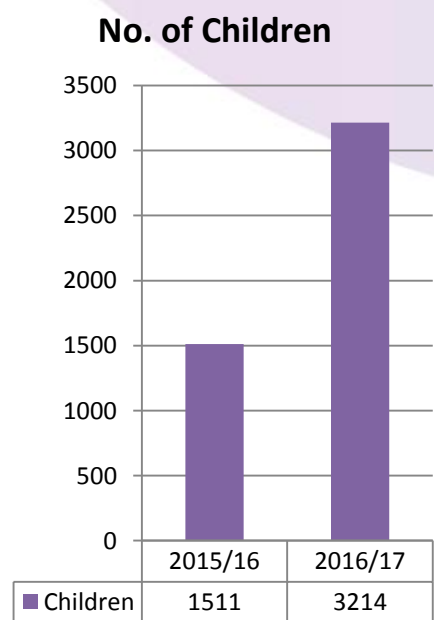
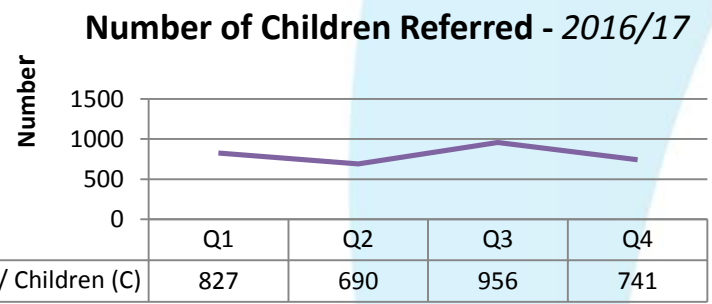


How much did we do?

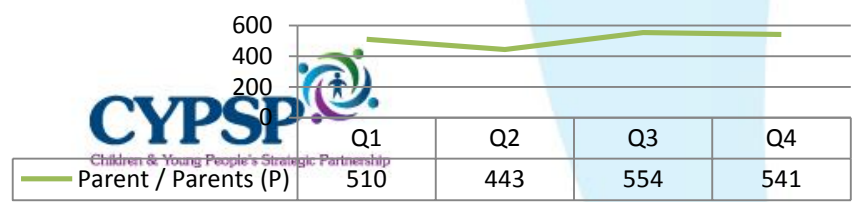
Performance Measure 1: No of Families, Children & Parents Referred through Family Support Hubs -2016/17



In 2016/17 there were **1166** more families referred through Family Support Hubs in Belfast than in 2015/16, more than double the number of families.



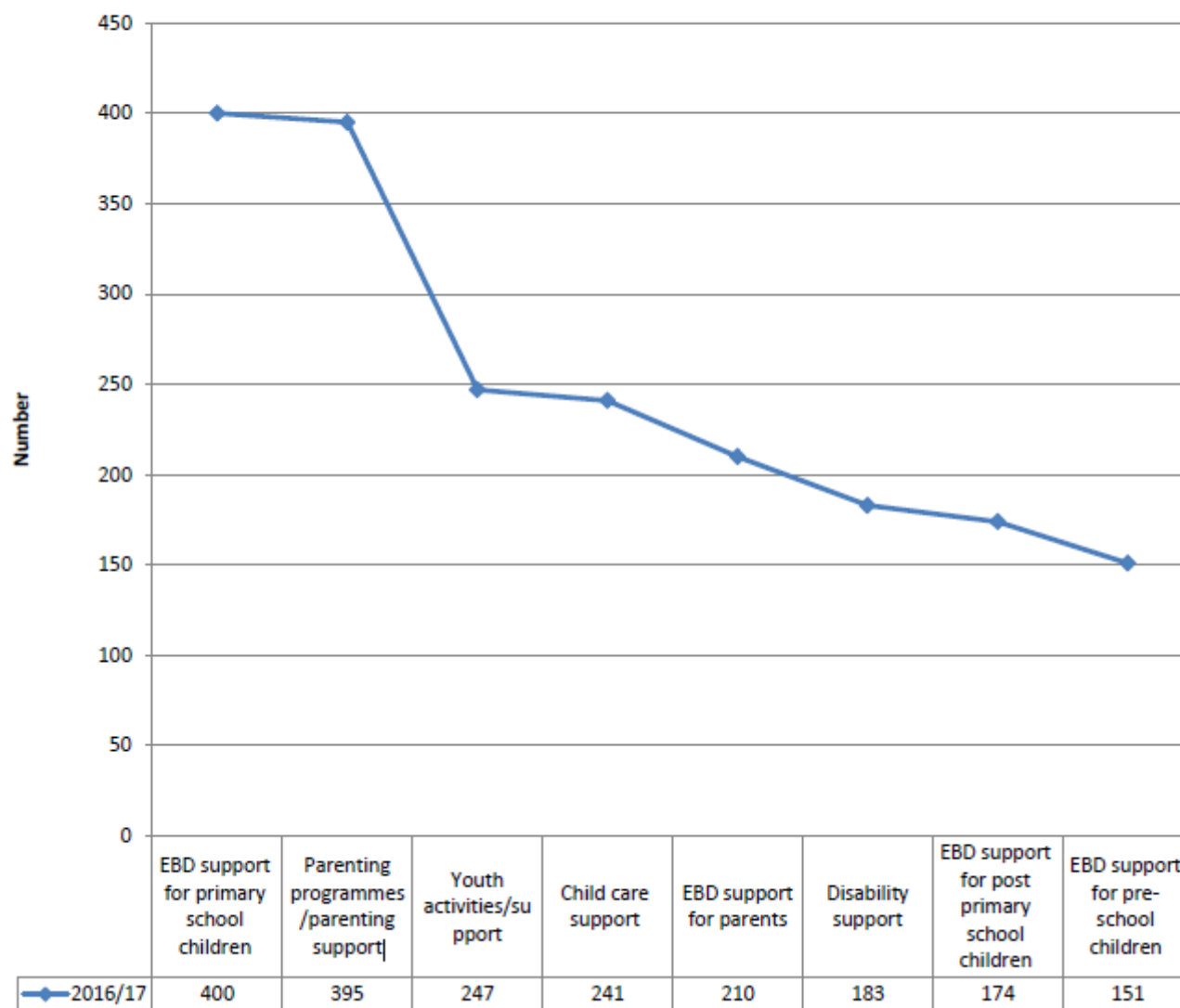
Number of Parents Referred - 2016/17



How much did we do cont'd....?

5

Performance Measure 5: Main Presenting Reasons for Referral - 2016/17



The main reasons for referral in 2016/17 were **Emotional and Behavioural Difficulty (EBD) Support for primary school children** and **Parenting Programmes/Parenting Support**. This is the same as the top two reasons in the regional report, with EBD support for parents, post primary school age children and pre-school children also in the top eight reasons.

Co-Production

Belfast Agenda...

“Supporting children and young people to fulfil their potential. Young people make up a third of the population of Belfast, making our city one of the youngest in Europe. It is vital that their vision shapes the future. Partners will work to support an integrated approach to better outcomes for children and young people. This will include ensuring young people are listened to and valued and can confidently shape their own futures. We are committed to making sure that young people are empowered, safe, happy, achieving at each stage of life and able to play their part in their city and communities.”

What we are asking for

- Stronger connections into BSP
- Support for Family Support Hubs
- Belfast Area Outcomes Group Action Plan adopted as the delivery mechanism of Children and Young People's section of the Belfast Agenda

Questions?