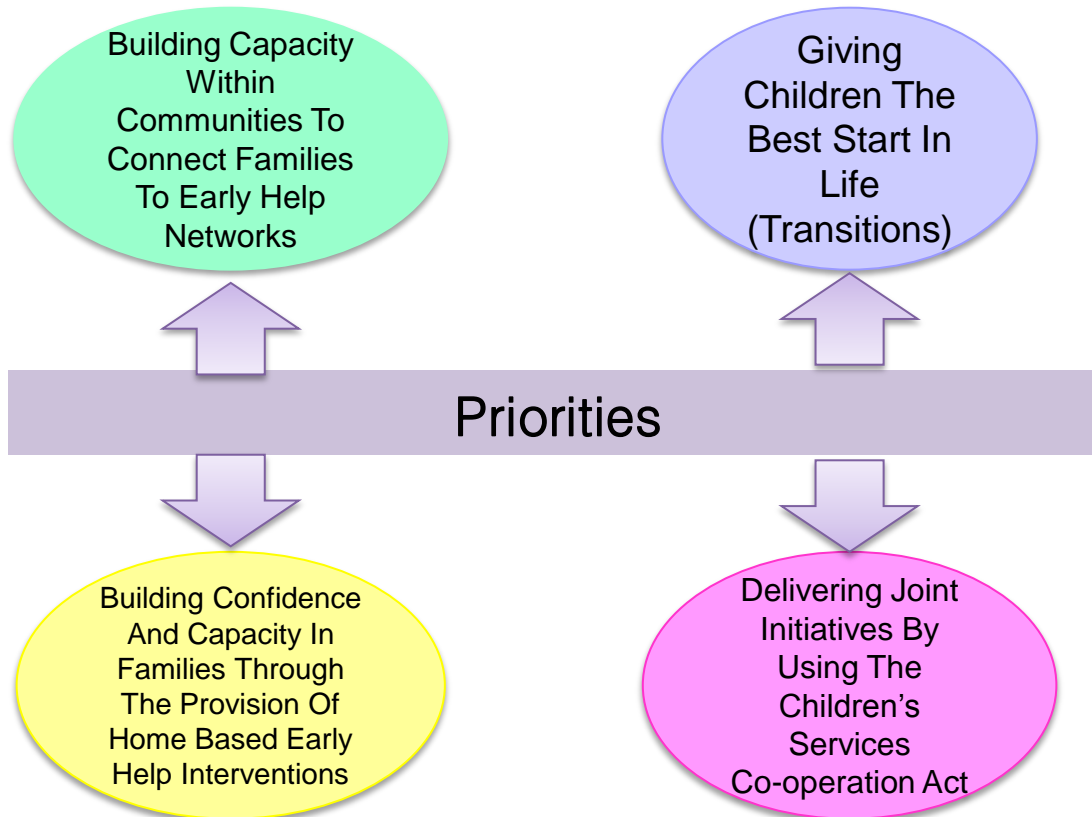




# Belfast Area Outcomes Group Action Plan 2017-2020 Summary



# Helping connect Children Young People and Families to local supports



These priorities have been informed by and take cognisance of the four Locality Planning Group Action Plans and the Family Support Hubs Report Cards

## **Strategic Context:**

Programme for Government  
Children and Young People's Strategy  
CYPSP Plan  
Belfast Agenda

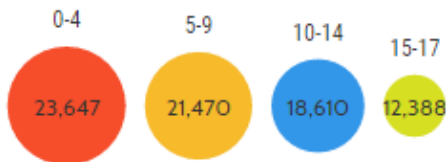
## **Underpinning Principles:**

- **Support Needs Based Planning:**  
Belfast Area Outcomes Group aims to improve the ability of the Locality Planning structures to develop responses that better identify the needs of children young people and families living within the catchment of Belfast Area Outcomes Group
- **Enabling Needs Led Commissioning:**  
Belfast Area Outcomes Group will use the needs identified through the Family Support Hub network and the Locality Planning structures to enable critical reflection and discussions across the commissioning agencies represented on the Outcomes Group to ensure commissioning processes produce services to better meet the needs of children young people and families in Belfast
- **Facilitate Service Delivery**  
Belfast Area Outcomes Group will use work undertaken in terms of both planning and commissioning to promote improvements in the design and linkages between commissioned services and the needs of the Children and Families they are designed to help meet

# Baseline Information for Belfast Area Outcomes Group

For a full a set of statistics at Outcomes Group level, locality area and ward level please go to [www.cypsp.org](http://www.cypsp.org)

Mid-Year Population Estimates 2015

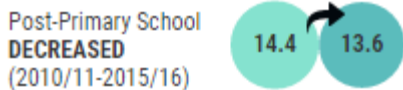
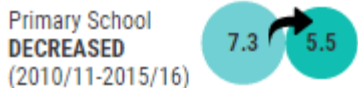


21.5% of total population of Belfast is Children & Young People Under 18

**6% of All Children have a DISABILITY**

\*this is a prevalence rate due to the lack of robust data for children with disabilities

## LOW SCHOOL ATTENDANCE



Both **ABOVE** NI average

**Child Victims of Domestic Violence** (Rate per 1,000) has



**ABOVE** the NI average

**Low Birth Weight Rate** (Below 5.5lbs) has **INCREASED**

2010/11 - 66.7 per 1000 live births  
2015/16 - 71.3 per 1000 live births  
**HIGHEST** in NI

## KEY STAGE ONE ENGLISH

level 2 or Above (age 7/8)

**DECREASED**



## KEY STAGE ONE MATHS

level 2 or Above

**DECREASED**



**INCREASE** in the Percentage of **Primary Pupils with English as an Additional Language**

2010/11 - 4.4%  
2015/16 - 6.7%  
(NI Average 5.2%)

The Percentage of **MOTHERS SMOKING DURING PREGNANCY**

has **DECREASED**



**HIGHEST** in NI



**INCREASE**

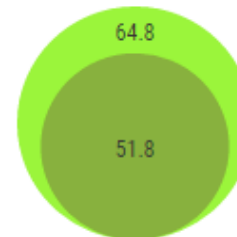
in **School Leavers gaining 5+ GCSEs (Or Equivalent)**

Including Maths and English (Between 2010 and 2015 (NI Average - 66%))



## ANTI-SOCIAL BEHAVIOUR

has **DECREASED**



(Rate per 1,000)

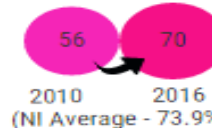
**BREASTFEEDING AT DISCHARGE** has **DECREASED**

2010/11 - 46%  
2015/16 - 45%  
(NI average 45.5%)

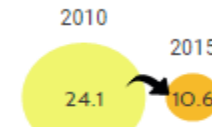
Percentage of Births to Mothers Under 20 Year has **DECREASED**



The Percentage of **3-5 year olds REGISTERED with a DENTIST** has **INCREASE**



**DECREASE** in **ADMISSIONS TO HOSPITAL** due to **SELF-HARM**



(Rates per 10,000)